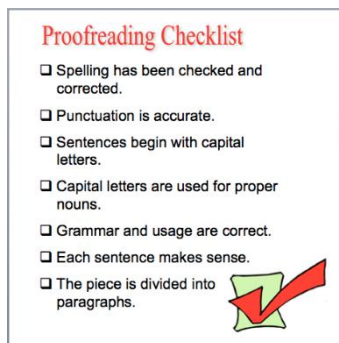


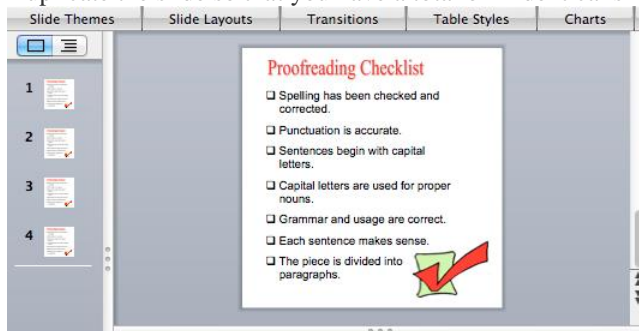
Print onto Sticky Notes

Getting Started:


1. Open a Google Presentation or PowerPoint.
2. In the Page Setup area, change the size of the slides to 7.5 x 7.5.
3. Add any desired design/content to the slide.
(You can add any combination of text, clip art, pictures, tables, etc.)




4. Duplicate the slide so that you have a total of 4 identical slides.



Printing Instructions:



1. Print as a handout
(four slides per page)
on regular paper.



2. "Load" the page
with 4 blank sticky
notes.



3. Put the loaded page
back into the printer
and print again!