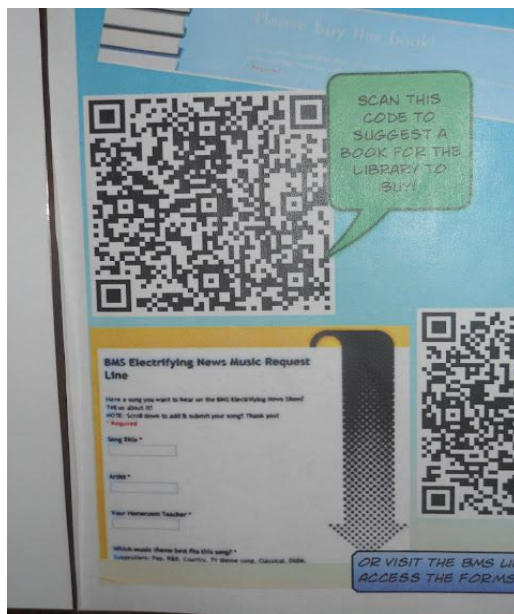


USES FOR QR CODES

ASSESSMENTS

Provide students with a code for them to scan. It will take them to a Google Form created to survey or assess their understanding of the lesson.



SELF-ASSESSMENTS

Insert a QR code onto a worksheet and have students check their work. Scan for answers!

Prime and Composite Review


Decide if each number listed below is prime or composite. Justify your answer with a math expression.

Example: 31: PRIME; b/c only $1 \times 31 = 31$




Rectangular Only 49: COMPOSITE; a/c $7 \times 7 = 49$

- 9: _____
- 15: _____
- 9: _____
- 10: _____
- 28: _____
- 17: _____
- 21: _____
- 25: _____
- 24: _____
- 22: _____
- 20: _____
- 9: _____
- 13: _____
- 12: _____
- 14: _____

Check your answer by scanning the QR code.



Scan the code below based on the number of problems you got correct.

I got 3 or fewer questions correct.	I got 8 to 9 question correct.	I got 10 or more questions correct.
		

DIFFERENTIATION

QR codes are a great way to differentiate a classroom activity without calling attention to the level of questioning you might ask of different groups of students.

Example: Pin QR codes to physical models and have students answer their questions. Different groups could have similar models, but answer completely different questions.



COLLECTING COMMONLY USED WEBSITES

QR codes are one way of collecting commonly used sites for students to scan. QR codes are a nice way to ensure students are getting to the exact site you want them to get to without getting lost because of misspellings or mistypes. Keep the codes in an 3 x 5 index cards and store on a ring or in a box.

POSTERS OR ADVERTISING SCHOOL EVENTS

Creating a QR code on a poster is one way to advertise a school event and to link people to more information than you were able put on the poster.

VOICE THREAD

Using QRvoice.net you can upload student pictures of student work and have them narrate / explain the images, read a story, or report on the topic.

When using the web site qrvoice.net you are able to enter up to a 100 character message that when decoded will be read by a synthesized voice.


You can either type in the message or say the message through a microphone.

Or..... Provide students with the correct pronunciation of words, have students take a spelling test, read questions to students, or provide answers to students to check their work with.

PERIODIC TABLE OF QR CODES

This image has a QR code with a video for each element on the periodic table. Think about your program and what your “periodic table” could be.

Talk about an award-winning bulletin board.



Lake Tech Ideas:

- Place a QR code on a piece of equipment that shows a video on how to use the equipment
- Place a QR code on your door so that as students enter class they take a formative assessment on Google Docs.
- QR Code Classroom Treasure Hunt. Print out QR codes that lead to questions/hints. Answer the question and link to the hint. Paste the

QR codes throughout the classroom or campus. Put them into teams that win a prize

- Liven up your bulletin boards with QR codes that lead to commonly used websites in your program.
- QR code that leads to your resume
- Students can create QR codes displayed with their artwork that connects to a digital slideshow of all of their projects.
- Create a QR code for instructions to an assignment.

REMEMBER TO TEST, TEST, TEST

It is important to check your QR codes to make sure they work, even if they worked the first time you use them test them regularly to make sure they urls are still good or that the codes have not become "damaged."